

Parent information for return to 100% in School from 10th Jan 21

Changes to expect

- Entry and exit
- Break times and lunch times
- Classrooms – layout and screens on tables
- Home corridors
- Specialist classrooms (DT, Art, Music etc)
- More people in the building



Changes not to expect

- Timetable – classes your child is in and when they happen will remain the same
- Timings of the school day
- Blended learning – some students will still be accessing remotely so all classes will be accessible equally from within school and at home. See next slide for teaching expectations.
- Microsoft Teams
- Registration
- Letting the school know about absences, CoViD-19 positive cases and concerns you may have

Approaching learning from Jan 10th...

WSO Secondary




- Resources on Teams.
- No live call.
- Minimal screen time, maximum face to face collaboration.

100% students face to face

- Lesson resources to be uploaded via Teams as per Term 1.
- **No live Teams call** required.
- Minimal screen time, **collaboration/face to face connections** encouraged.

Learning is about Relationships "Ss will have many and varied opportunities to form connections with their peers and teachers"



- Resources on Teams.
- Live call, all students with cameras on.
- Maximum blended collaboration.

Majority of students face to face, at least 1 student remote (COVID-19 / 100% remote / sickness)

- Lesson resources to be uploaded via Teams as per Term 1.
- **Live Teams call** required with **all** students to join **with cameras on** to engage/include remote learners (**recorded**).
- Opportunities for **blended collaboration** encouraged.

Learning is collaborative "There will be intentional opportunities for Ss to interact, share, have dialogue, create, implement and reflect, together"

Teacher expectations from Jan 10th...

WSO Secondary



100% students face to face

- Opportunities embedded for maximum **collaboration/face to face connections** to be made.
- **Minimal screen time** – use TV screen in classroom to display resources/lesson content (resources still uploaded on Teams so students can access outside of classroom).
- Teacher to be **active** & engaging (away from desk) as constraints of live call removed.
- Opportunities embedded for students to practice **handwriting**.

Year 10 - "We are missing everyone being in class and collaborating even more instead of calibrating through our screens"
"I liked it last year when we had a lot more discussions so it would be really nice if that comes back"



Majority of students face to face, at least 1 student remote (COVID-19 / 100% remote / sickness)

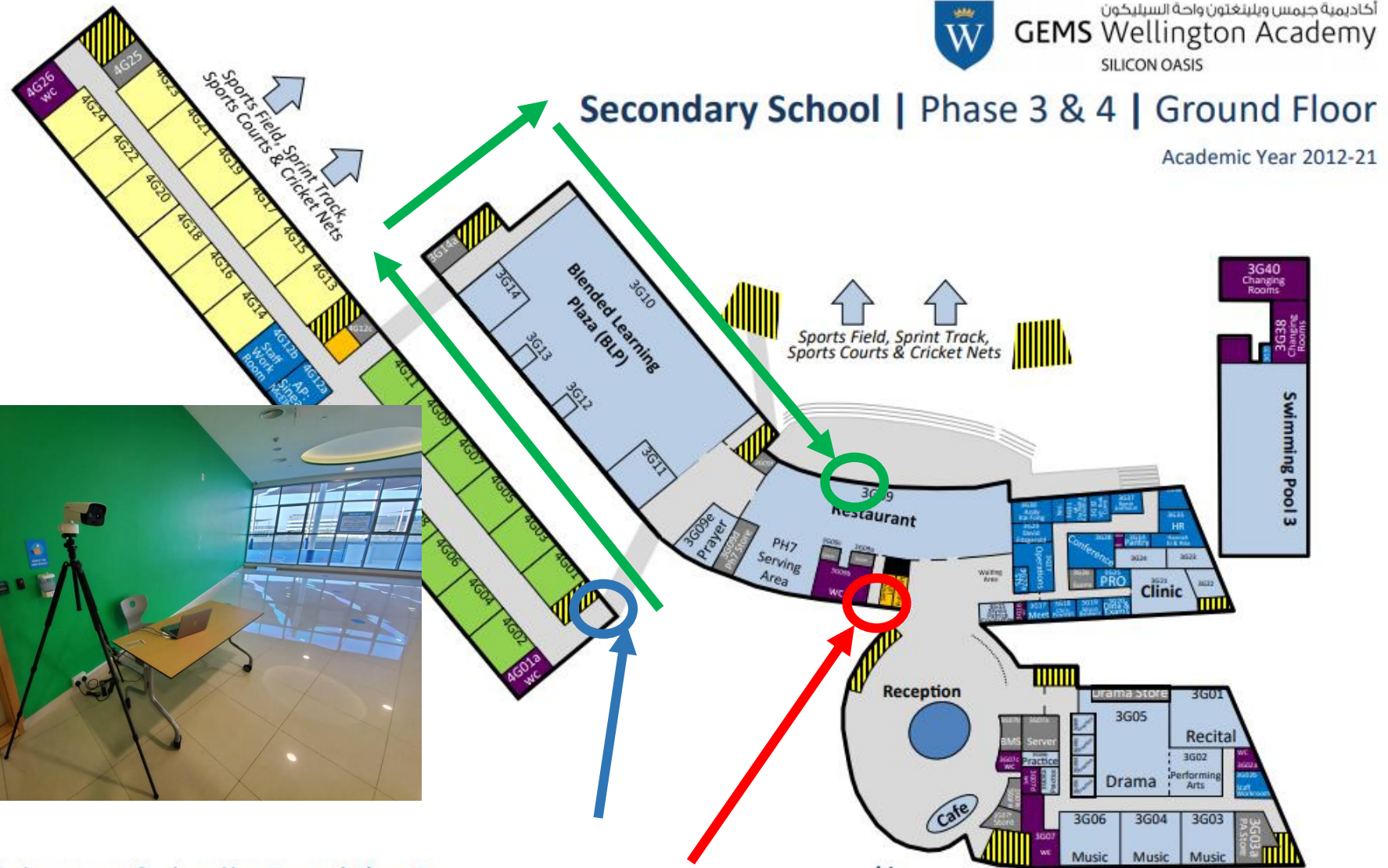
- **Live Teams call (recorded)** required with **all** students to join **with cameras on** (background blurred/image uploaded) to engage/include remote learners in making connections.
- Opportunities embedded for **blended collaboration** (remote learners grouped with onsite learners to bridge gap).
- Where possible, teacher to be **active** (away from desk) using headset to converse with those online, laptop does not need to face classroom as students will see each other on live call.
- Opportunities embedded for students to practice **handwriting**.

Year 8 - "Having my camera on felt good because I felt like I could interact with the class more"

Year 11 - "It's fun seeing each other, and it connects us as a class"

Entering on a morning

- Year 7 and 10
- Year 8, 9 and 12
- Year 11 and 13
- There are two thermal sensors



What can you find on the Ground Floor ?

- ◇ Classrooms; Year 9 & 10
- ◇ Blended Learning Plaza
- ◇ Drama Studio
- ◇ Music Rooms

- ◇ Student Counsellor
- ◇ Clinic
- ◇ Restaurant
- ◇ Access to Sports Facilities; Field, Courts, Sprint Track, Cricket Nets, Swimming Pool 3

- ◇ Access to underground parking
- ◇ Conference Room
- ◇ Administration Offices; Operations, Accounts, HR, MSO, Government Relations Officer, Exams and Data Team

Key

- Specialist Facilities
- Staff Offices
- Lift Access
- Staircase
- Restrooms/Changing Rooms
- Preparation/Storerooms
- Year 10 Home Corridor
- Year 9 Home Corridor

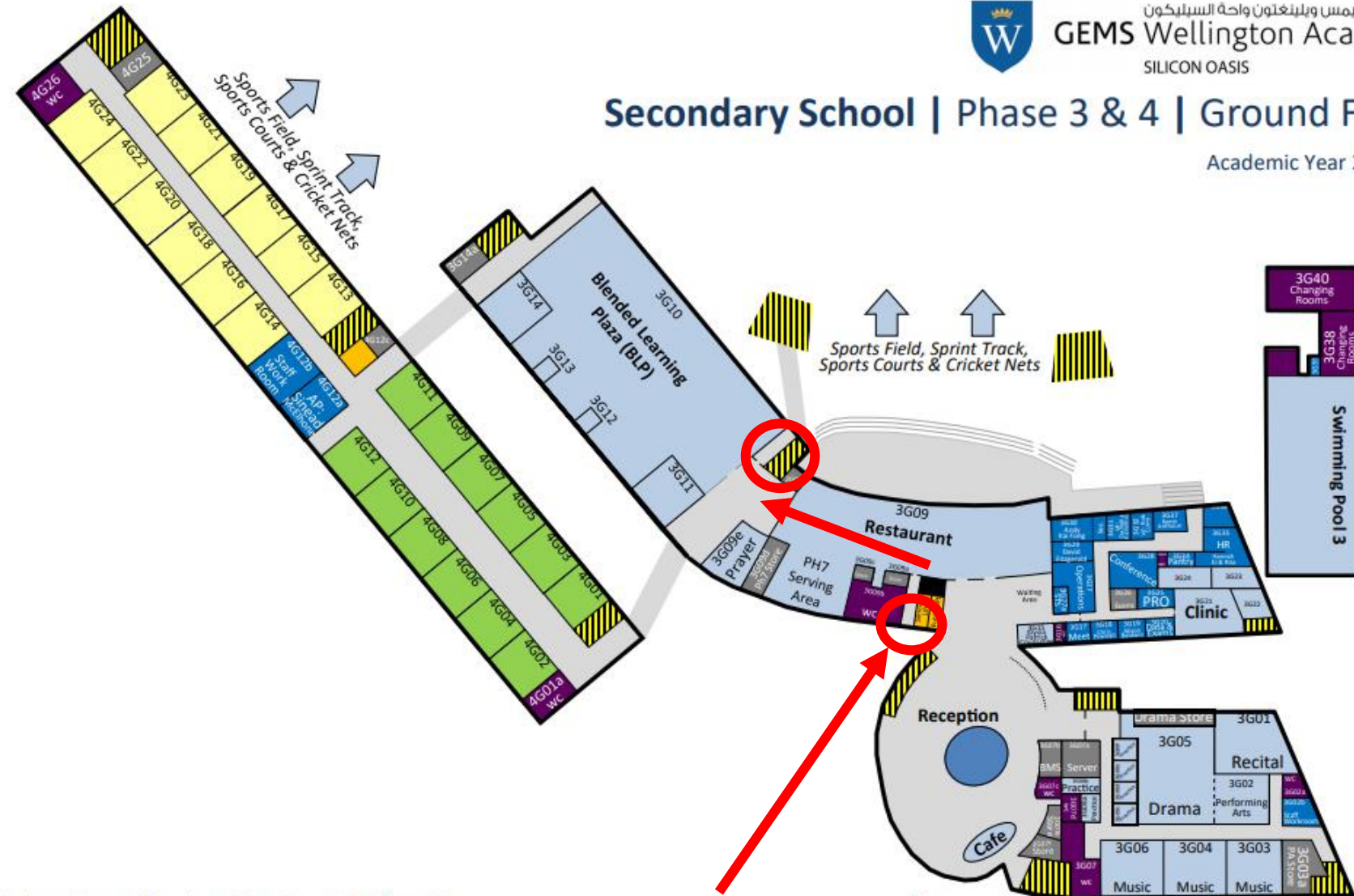
Year 7

- Enter the canteen
- Pass through the thermal scanner
- Go immediately upstairs to floor 1



Secondary School | Phase 3 & 4 | Ground Floor

Academic Year 2012-21



What can you find on the Ground Floor ?

- | | | |
|---------------------------|---|--|
| ◇ Classrooms; Year 9 & 10 | ◇ Student Counsellor | ◇ Access to underground parking |
| ◇ Blended Learning Plaza | ◇ Clinic | ◇ Conference Room |
| ◇ Drama Studio | ◇ Restaurant | ◇ Administration Offices; Operations, Accounts, HR, MSO, Government Relations Officer, Exams and Data Team |
| ◇ Music Rooms | ◇ Access to Sports Facilities; Field, Courts, Sprint Track, Cricket Nets, Swimming Pool 3 | |

Key

- | | |
|--------------------------|-----------------------|
| Specialist Facilities | Year 10 Home Corridor |
| Staff Offices | Year 9 Home Corridor |
| Lift Access | |
| Staircase | |
| Restrooms/Changing Rooms | |
| Preparation/Storerooms | |

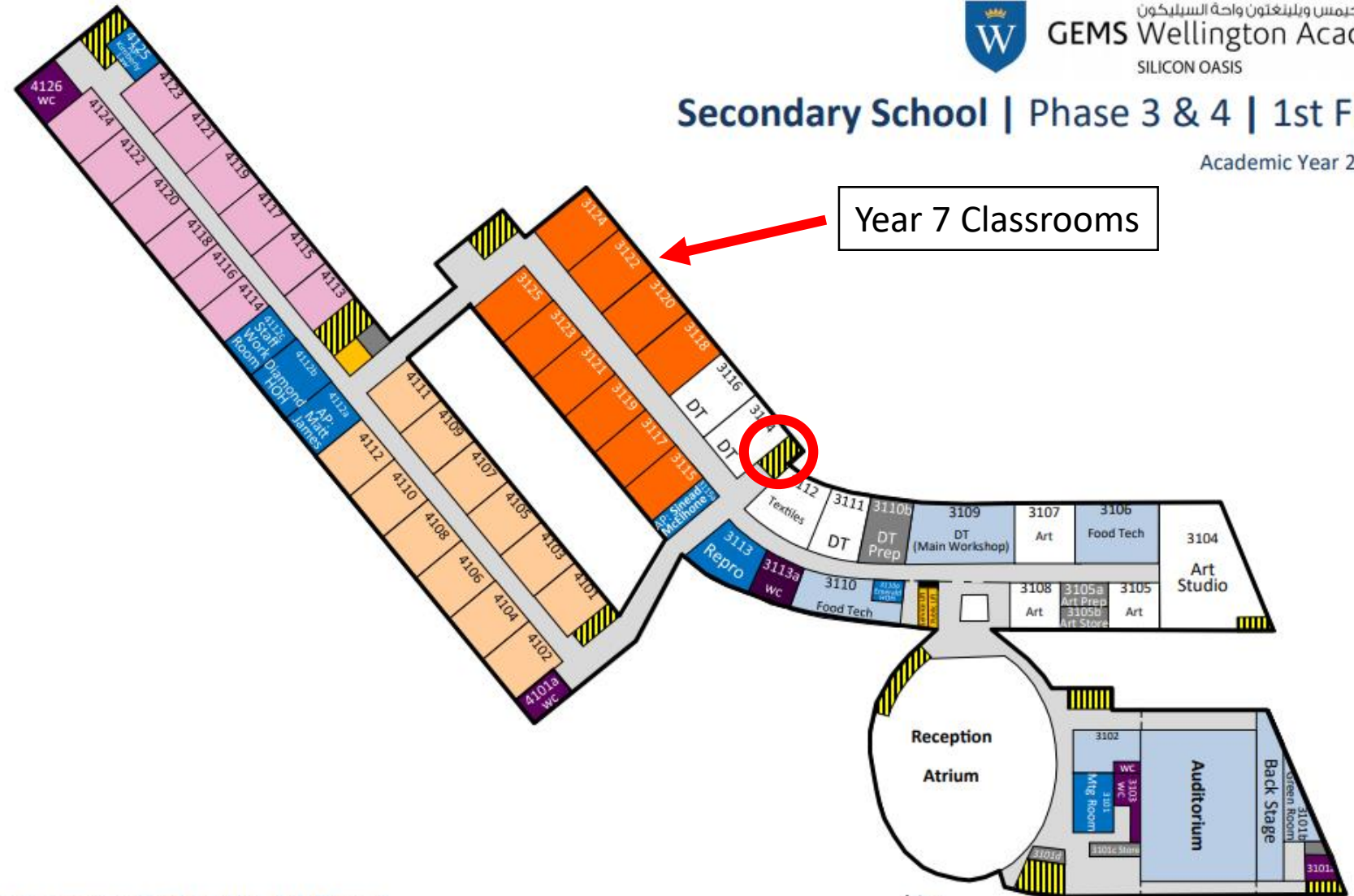
Year 7

Exit the stair case and Year 7 rooms are immediately on the right



Secondary School | Phase 3 & 4 | 1st Floor

Academic Year 2012-21



Year 7 Classrooms

What can you find on the 1st Floor ?

- ◇ Classrooms; Year 7m 8 & 11
- ◇ Design Technology
- ◇ Art
- ◇ Food Tech
- ◇ Textiles
- ◇ Auditorium
- ◇ Reprographics
- ◇ Meeting Rooms

Key

- Specialist Facilities
- Staff Offices
- Lift Access
- Staircase
- Restrooms/Changing Rooms
- Preparation/Storerooms
- Year 8 Home Corridor
- Year 7 Home Corridor
- Year 11 Home Corridor

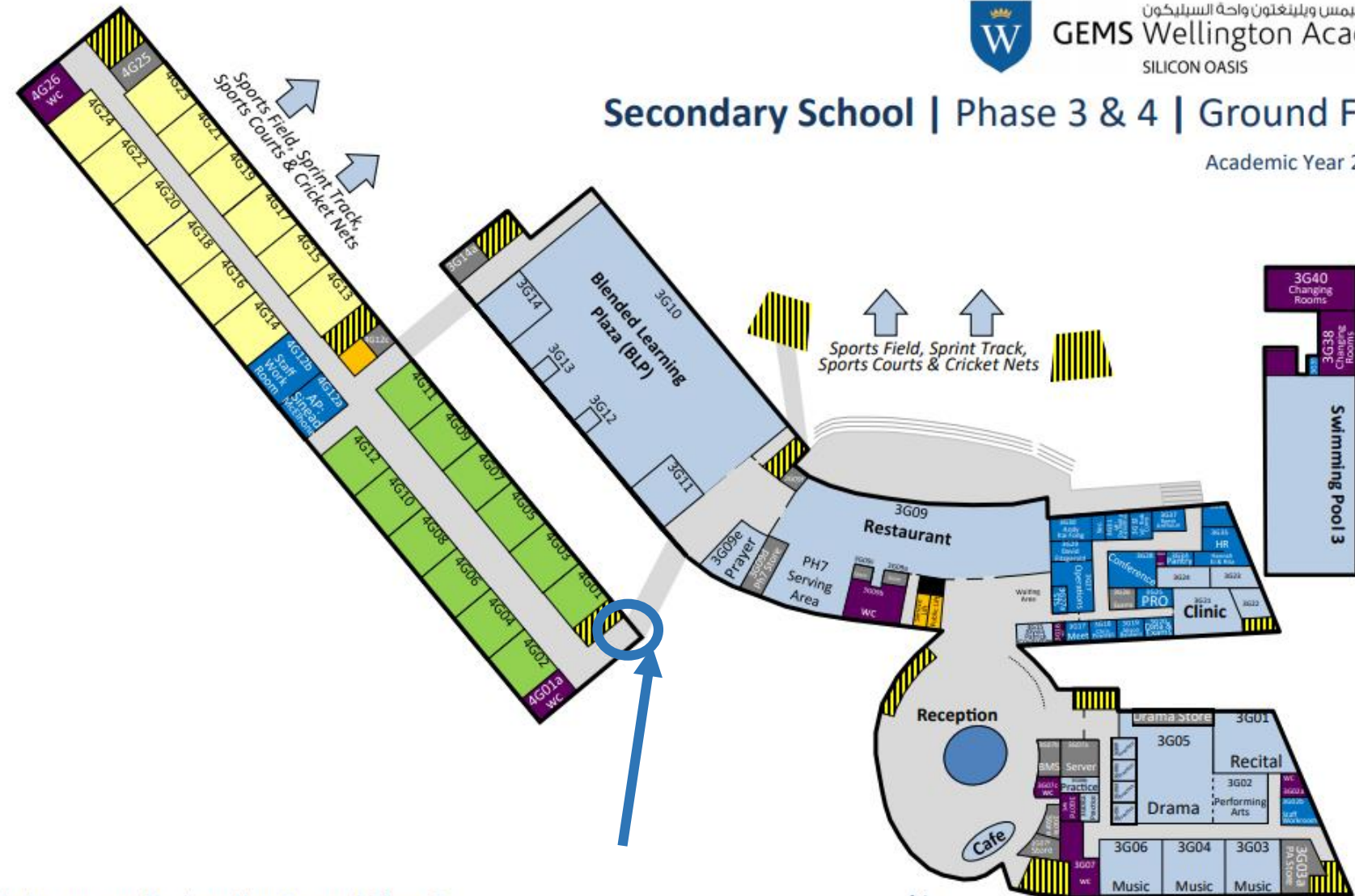
Year 8

- Enter Phase 4
- Pass through the thermal scanner
- Go immediately upstairs to floor 1



Secondary School | Phase 3 & 4 | Ground Floor

Academic Year 2012-21



What can you find on the Ground Floor ?

- | | | |
|---------------------------|---|--|
| ◇ Classrooms; Year 9 & 10 | ◇ Student Counsellor | ◇ Access to underground parking |
| ◇ Blended Learning Plaza | ◇ Clinic | ◇ Conference Room |
| ◇ Drama Studio | ◇ Restaurant | ◇ Administration Offices; Operations, Accounts, HR, MSO, Government Relations Officer, Exams and Data Team |
| ◇ Music Rooms | ◇ Access to Sports Facilities; Field, Courts, Sprint Track, Cricket Nets, Swimming Pool 3 | |

Key

- | | |
|--------------------------|-----------------------|
| Specialist Facilities | Year 10 Home Corridor |
| Staff Offices | Year 9 Home Corridor |
| Lift Access | |
| Staircase | |
| Restrooms/Changing Rooms | |
| Preparation/Storerooms | |

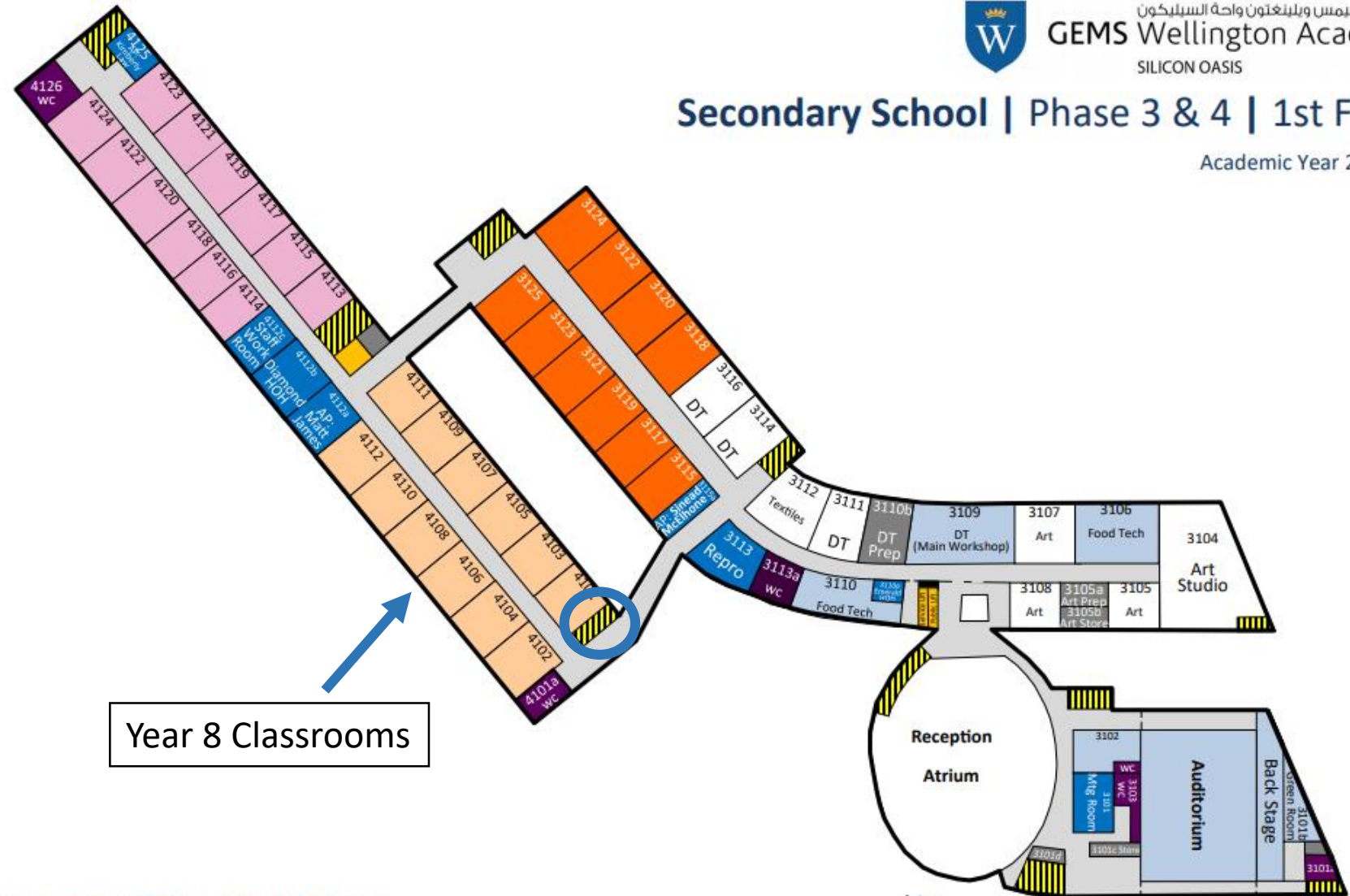
Year 8

Exit the stair case, turn right to find the Year 8 classrooms



Secondary School | Phase 3 & 4 | 1st Floor

Academic Year 2012-21



Year 8 Classrooms

What can you find on the 1st Floor ?

- ◇ Classrooms; Year 7m 8 & 11
- ◇ Design Technology
- ◇ Art
- ◇ Food Tech
- ◇ Textiles
- ◇ Auditorium
- ◇ Reprographics
- ◇ Meeting Rooms

Key

- Specialist Facilities
- Staff Offices
- Lift Access
- Staircase
- Restrooms/Changing Rooms
- Preparation/Storerooms
- Year 8 Home Corridor
- Year 7 Home Corridor
- Year 11 Home Corridor

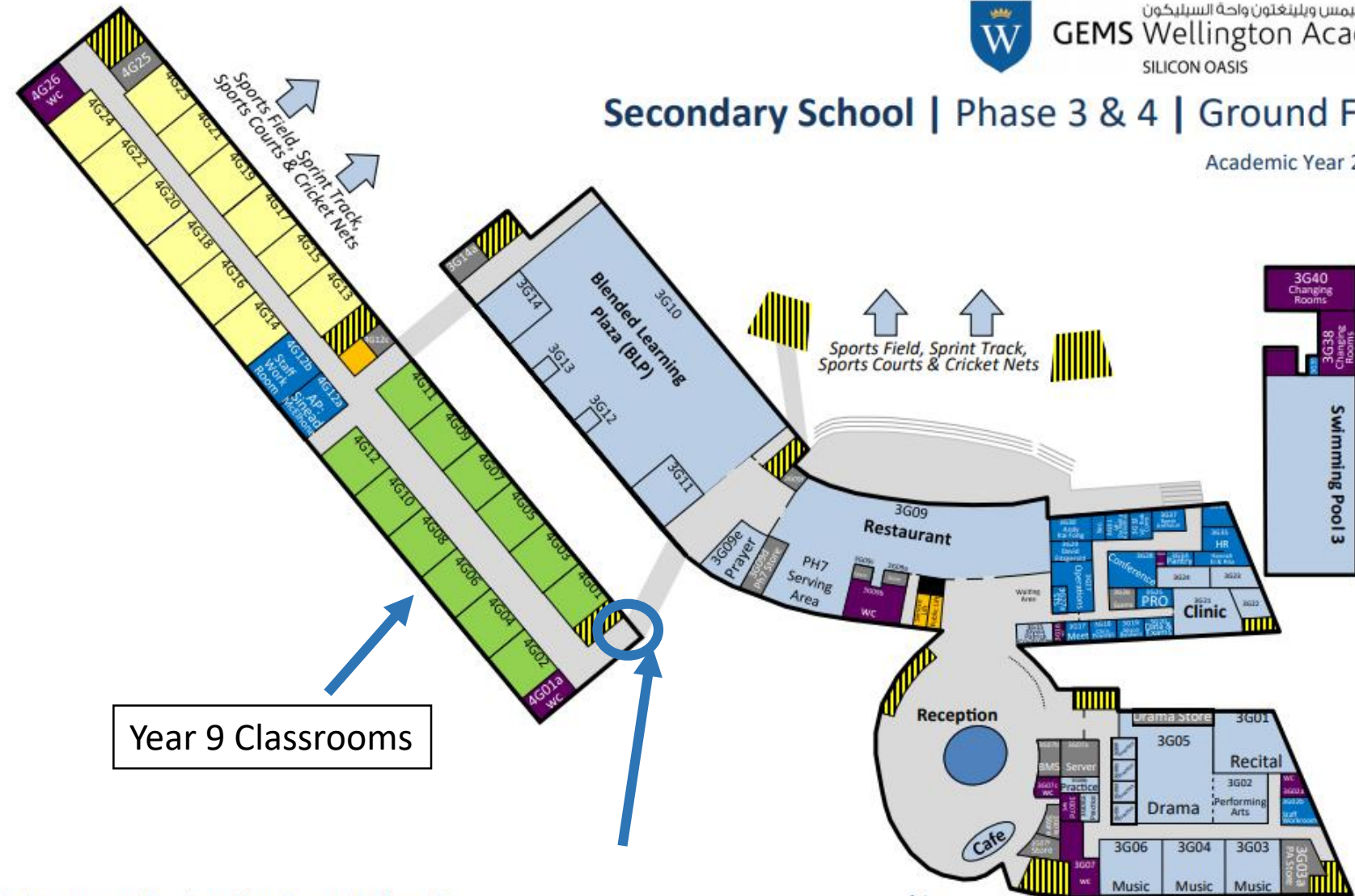
Year 9

- Enter Phase 4
- Pass through the thermal scanner
- The Year 9 classrooms are on the ground floor corridor as soon as you go in



Secondary School | Phase 3 & 4 | Ground Floor

Academic Year 2012-21



Year 9 Classrooms

What can you find on the Ground Floor?

- | | | |
|---------------------------|---|--|
| ◇ Classrooms; Year 9 & 10 | ◇ Student Counsellor | ◇ Access to underground parking |
| ◇ Blended Learning Plaza | ◇ Clinic | ◇ Conference Room |
| ◇ Drama Studio | ◇ Restaurant | ◇ Administration Offices; Operations, Accounts, HR, MSO, Government Relations Officer, Exams and Data Team |
| ◇ Music Rooms | ◇ Access to Sports Facilities; Field, Courts, Sprint Track, Cricket Nets, Swimming Pool 3 | |

Key

- | | |
|--------------------------|-----------------------|
| Specialist Facilities | Year 10 Home Corridor |
| Staff Offices | Year 9 Home Corridor |
| Lift Access | |
| Staircase | |
| Restrooms/Changing Rooms | |
| Preparation/Storerooms | |

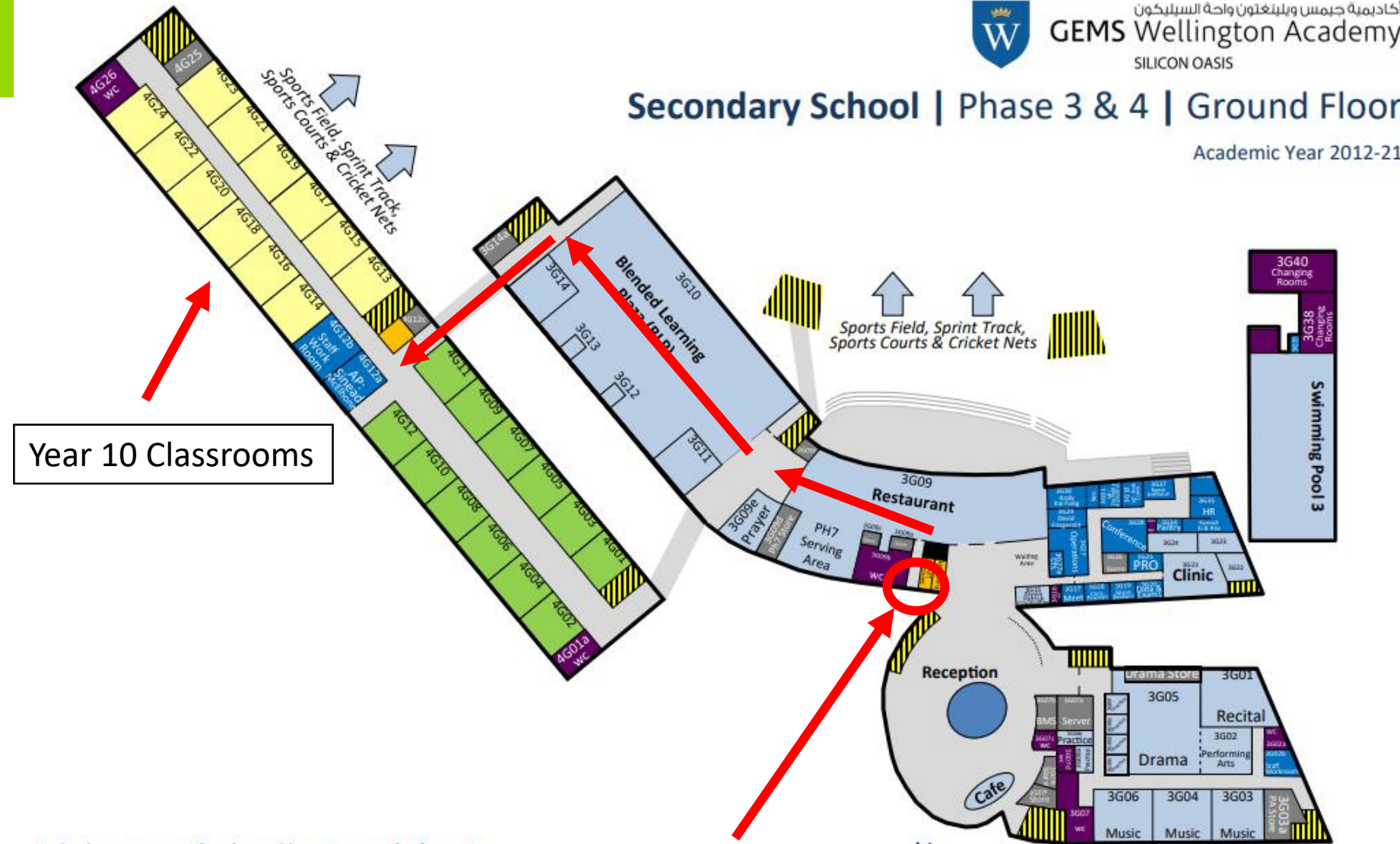
Year 10



Secondary School | Phase 3 & 4 | Ground Floor

Academic Year 2012-21

- Enter the canteen
- Pass through the thermal scanner
- Walk through the BLP
- Pass across to Phase 4 and turn right into the Year 10 corridor



Year 10 Classrooms

What can you find on the Ground Floor ?

- | | | |
|---------------------------|---|--|
| ◇ Classrooms; Year 9 & 10 | ◇ Student Counsellor | ◇ Access to underground parking |
| ◇ Blended Learning Plaza | ◇ Clinic | ◇ Conference Room |
| ◇ Drama Studio | ◇ Restaurant | ◇ Administration Offices; Operations, Accounts, HR, MSO, Government Relations Officer, Exams and Data Team |
| ◇ Music Rooms | ◇ Access to Sports Facilities; Field, Courts, Sprint Track, Cricket Nets, Swimming Pool 3 | |

Key

- | | |
|--------------------------|-----------------------|
| Specialist Facilities | Year 10 Home Corridor |
| Staff Offices | Year 9 Home Corridor |
| Lift Access | |
| Staircase | |
| Restrooms/Changing Rooms | |
| Preparation/Storerooms | |

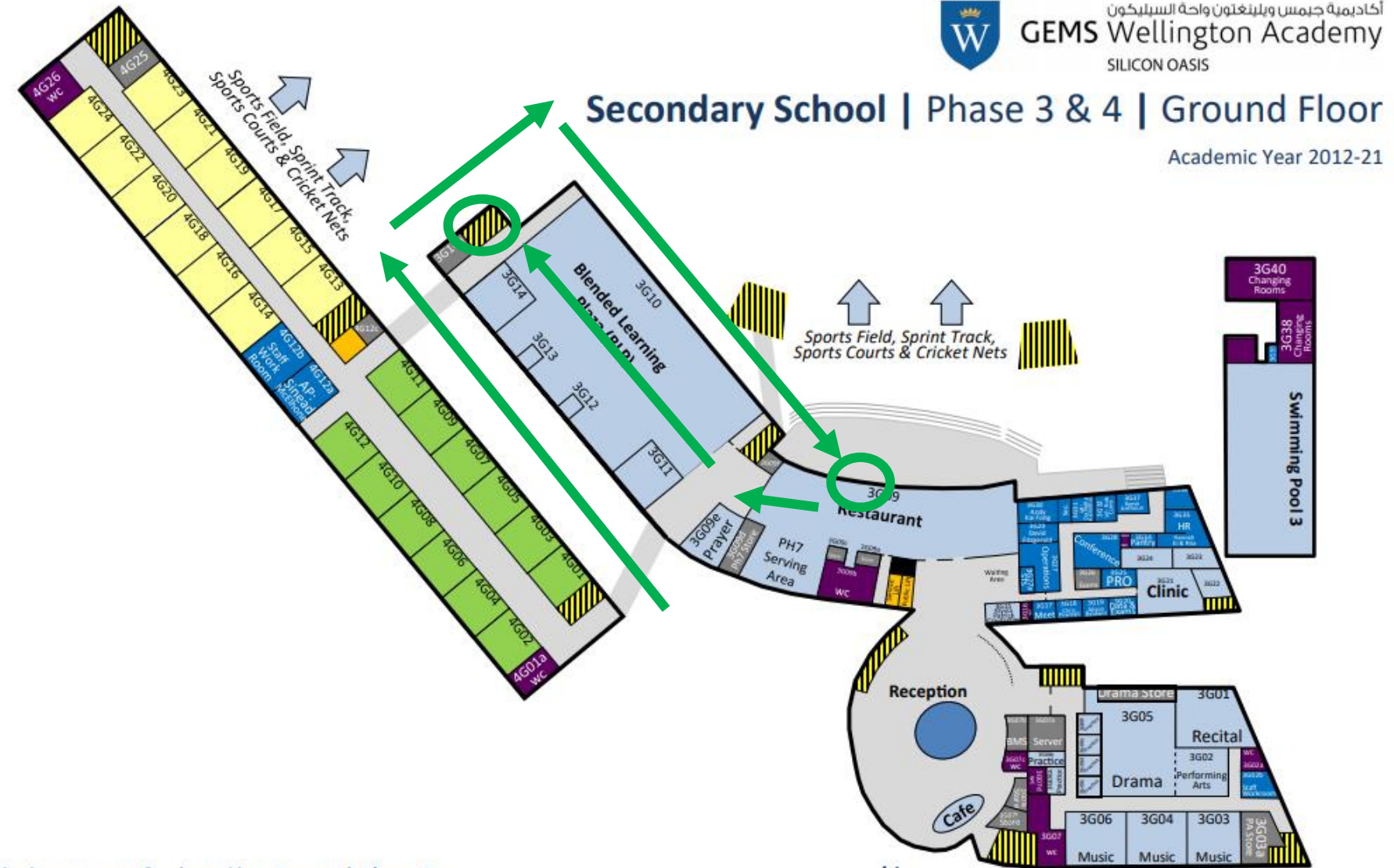
Year 11

- Enter the canteen
- Pass through the thermal scanner
- Walk through the BLP
- Go up the stairs at the end of the BLP to level 1



Secondary School | Phase 3 & 4 | Ground Floor

Academic Year 2012-21



What can you find on the Ground Floor ?

- | | | |
|---------------------------|---|--|
| ◇ Classrooms; Year 9 & 10 | ◇ Student Counsellor | ◇ Access to underground parking |
| ◇ Blended Learning Plaza | ◇ Clinic | ◇ Conference Room |
| ◇ Drama Studio | ◇ Restaurant | ◇ Administration Offices; Operations, Accounts, HR, MSO, Government Relations Officer, Exams and Data Team |
| ◇ Music Rooms | ◇ Access to Sports Facilities; Field, Courts, Sprint Track, Cricket Nets, Swimming Pool 3 | |

Key

- | | |
|--------------------------|-----------------------|
| Specialist Facilities | Year 10 Home Corridor |
| Staff Offices | Year 9 Home Corridor |
| Lift Access | |
| Staircase | |
| Restrooms/Changing Rooms | |
| Preparation/Storerooms | |

Year 11



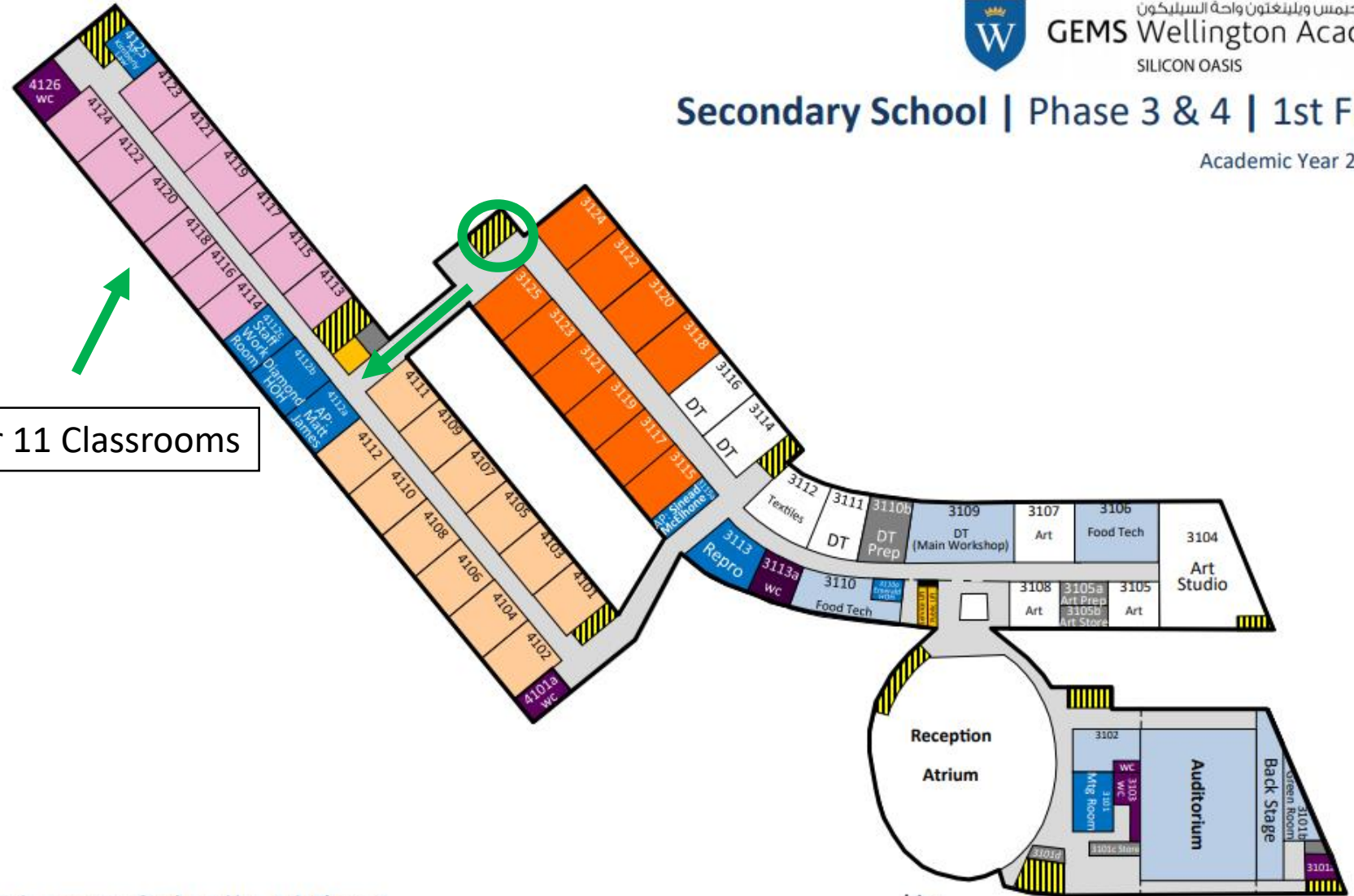
Secondary School | Phase 3 & 4 | 1st Floor

Academic Year 2012-21

Exit the stair case, turn right and walk across the bridge.

Year 11 classrooms are on the right

Year 11 Classrooms



What can you find on the 1st Floor ?

- ◇ Classrooms; Year 7m 8 & 11
- ◇ Design Technology
- ◇ Art
- ◇ Food Tech
- ◇ Textiles
- ◇ Auditorium
- ◇ Reprographics
- ◇ Meeting Rooms

Key

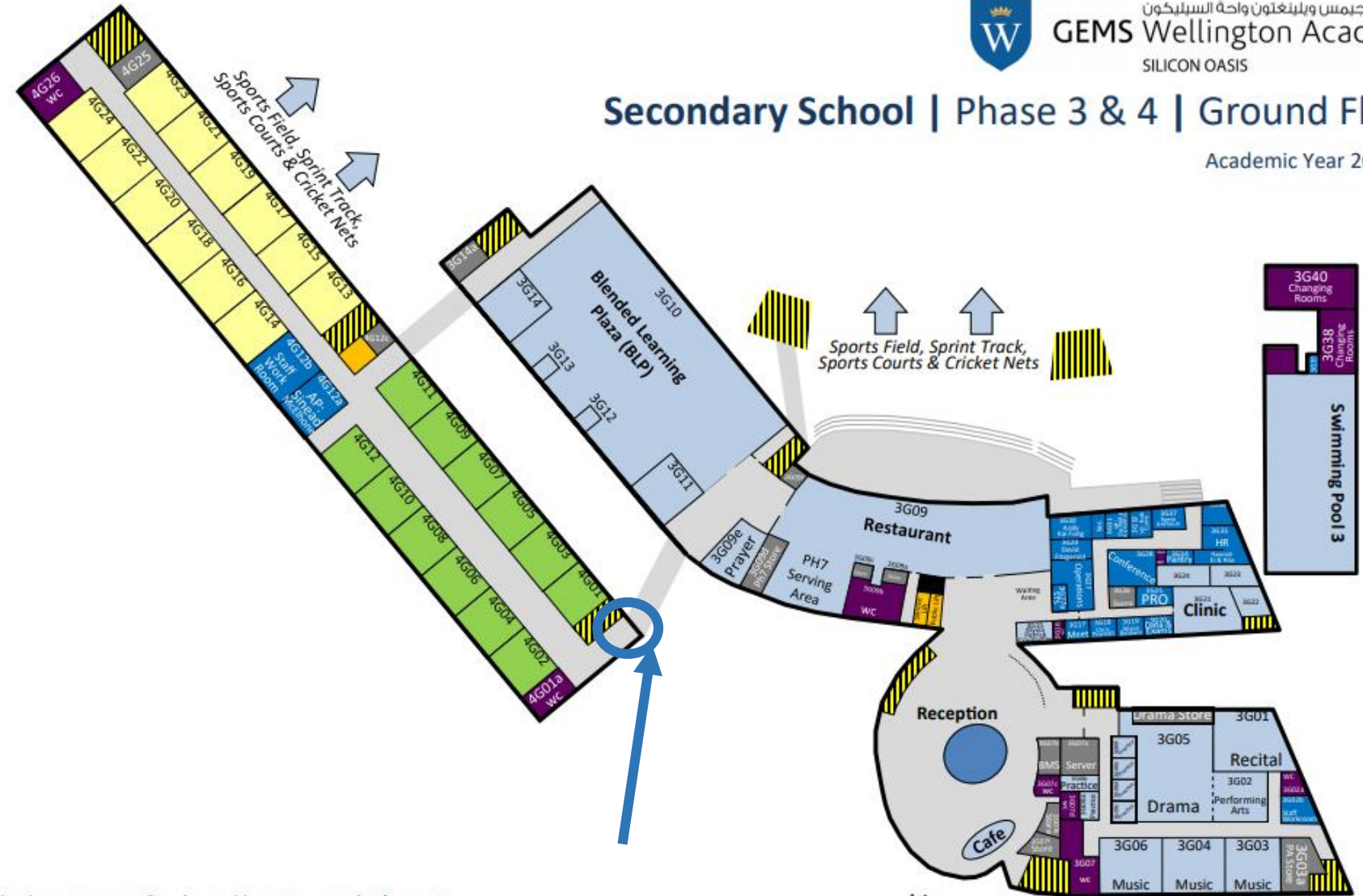
- Specialist Facilities
- Staff Offices
- Lift Access
- Staircase
- Restrooms/Changing Rooms
- Preparation/Storerooms
- Year 8 Home Corridor
- Year 7 Home Corridor
- Year 11 Home Corridor

Year 12

- Enter Phase 4
- Pass through the thermal scanner
- Go immediately upstairs to level 2

Secondary School | Phase 3 & 4 | Ground Floor

Academic Year 2012-21



What can you find on the Ground Floor ?

- | | | |
|---------------------------|---|--|
| ◇ Classrooms; Year 9 & 10 | ◇ Student Counsellor | ◇ Access to underground parking |
| ◇ Blended Learning Plaza | ◇ Clinic | ◇ Conference Room |
| ◇ Drama Studio | ◇ Restaurant | ◇ Administration Offices; Operations, Accounts, HR, MSO, Government Relations Officer, Exams and Data Team |
| ◇ Music Rooms | ◇ Access to Sports Facilities; Field, Courts, Sprint Track, Cricket Nets, Swimming Pool 3 | |

Key

- | | |
|--------------------------|-----------------------|
| Specialist Facilities | Year 10 Home Corridor |
| Staff Offices | Year 9 Home Corridor |
| Lift Access | |
| Staircase | |
| Restrooms/Changing Rooms | |
| Preparation/Storerooms | |

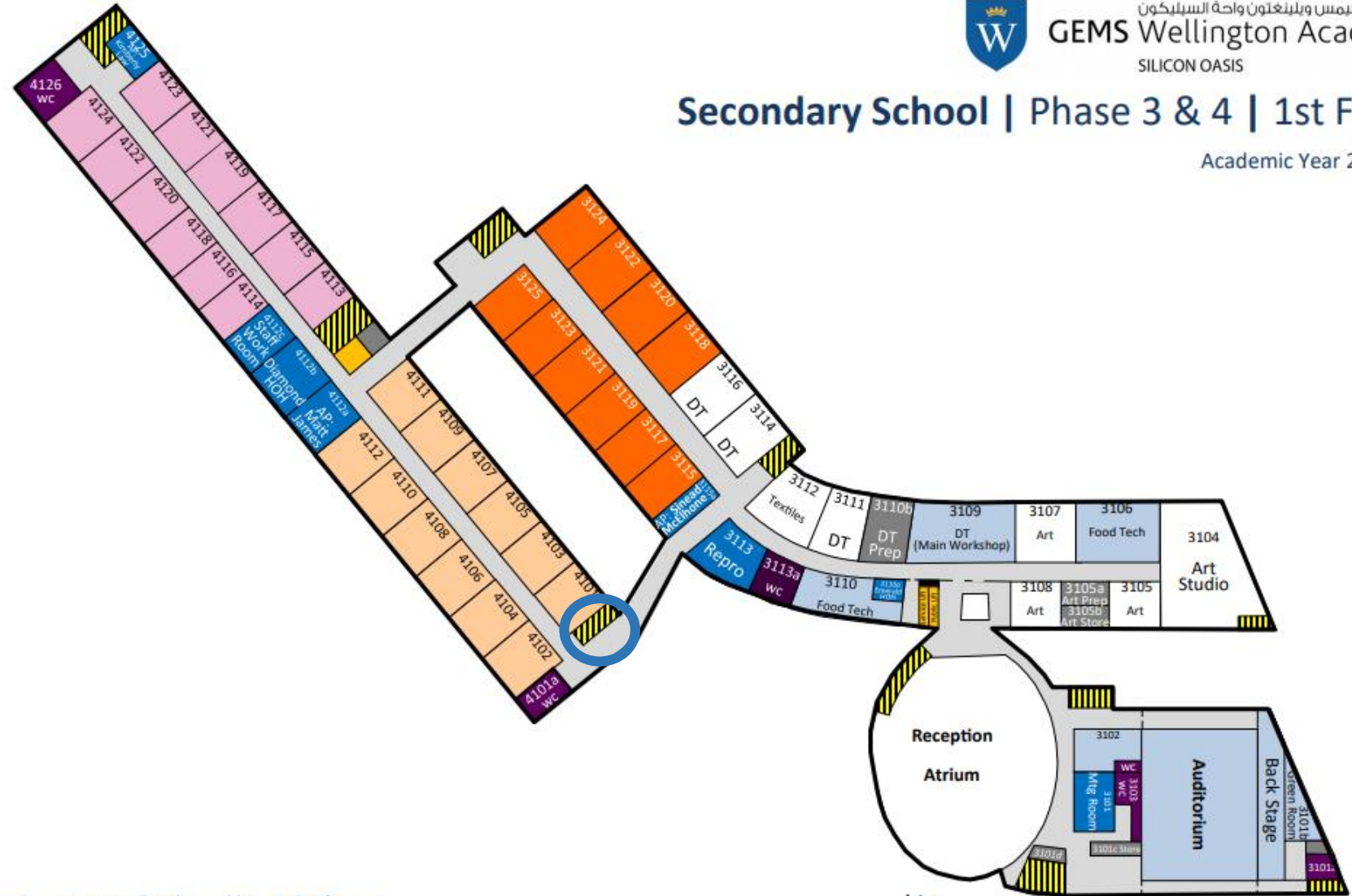
Year 12

- Keep heading up the stair case



Secondary School | Phase 3 & 4 | 1st Floor

Academic Year 2012-21



What can you find on the 1st Floor ?

- | | |
|------------------------------|-----------------|
| ◇ Classrooms; Year 7m 8 & 11 | ◇ Textiles |
| ◇ Design Technology | ◇ Auditorium |
| ◇ Art | ◇ Reprographics |
| ◇ Food Tech | ◇ Meeting Rooms |

Key

- | | |
|--------------------------|-----------------------|
| Specialist Facilities | Year 8 Home Corridor |
| Staff Offices | Year 7 Home Corridor |
| Lift Access | Year 11 Home Corridor |
| Staircase | |
| Restrooms/Changing Rooms | |
| Preparation/Storerooms | |

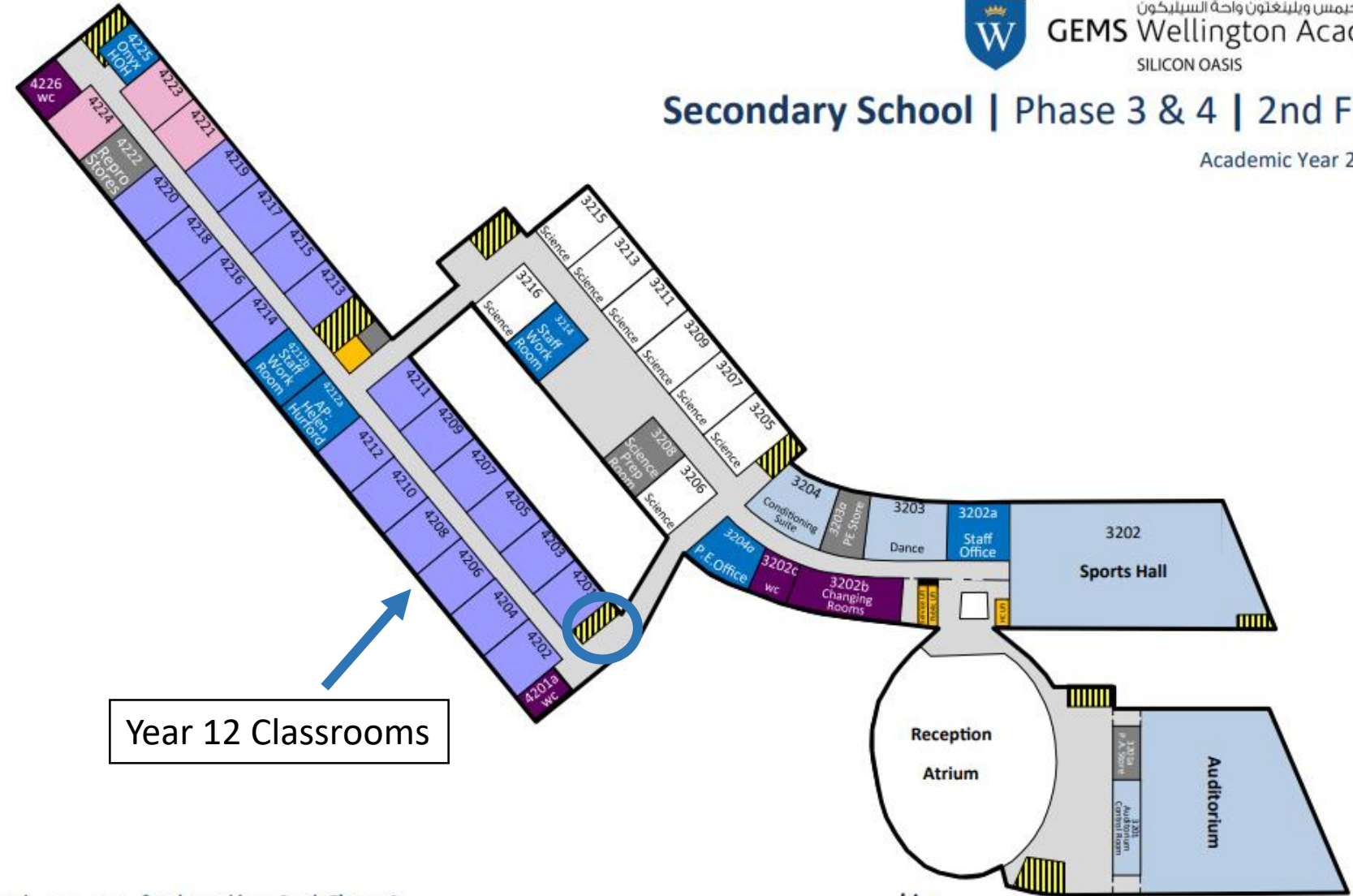
Year 12

- Exit the stair case and turn right. The Year 12 classrooms are all along this corridor.



Secondary School | Phase 3 & 4 | 2nd Floor

Academic Year 2012-21



Year 12 Classrooms

What can you find on the 2nd Floor ?

- | | |
|----------------------------|-----------------|
| ◇ Classrooms; Year 11 & 12 | ◇ Sports Hall |
| ◇ Science Labs | ◇ Gym |
| ◇ Science Prep Room | ◇ P.E. Office |
| ◇ Dance Studio | ◇ Meeting Rooms |

Key

- | | |
|--------------------------|-----------------------|
| Specialist Facilities | Year 11 overflow |
| Staff Offices | Year 12 Home Corridor |
| Lift Access | |
| Staircase | |
| Restrooms/Changing Rooms | |
| Preparation/Storerooms | |

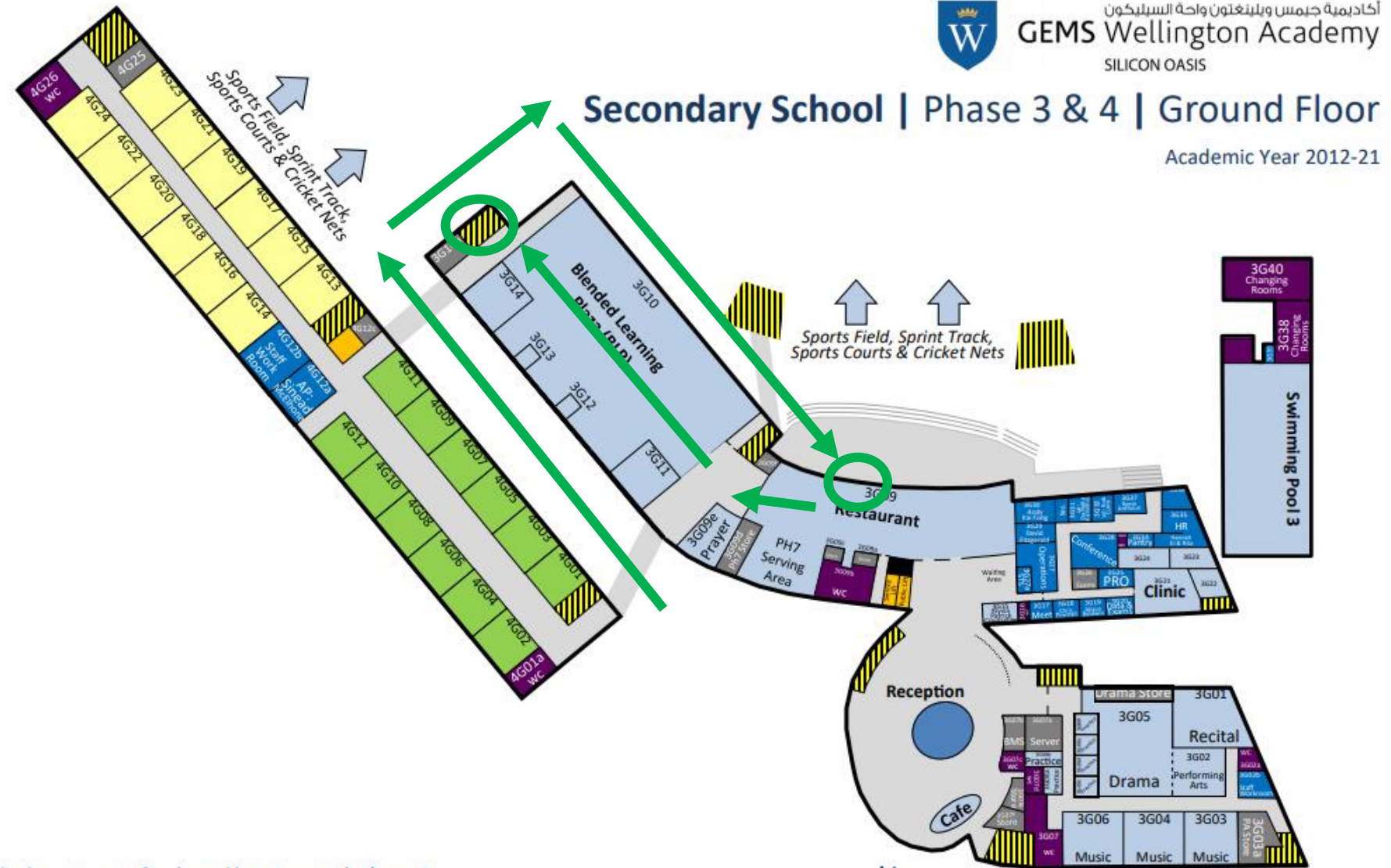
Year 13

- Enter the canteen
- Pass through the thermal scanner
- Walk through the BLP
- Go up the stairs to level 3



Secondary School | Phase 3 & 4 | Ground Floor

Academic Year 2012-21



What can you find on the Ground Floor ?

- | | | |
|---------------------------|---|--|
| ◇ Classrooms; Year 9 & 10 | ◇ Student Counsellor | ◇ Access to underground parking |
| ◇ Blended Learning Plaza | ◇ Clinic | ◇ Conference Room |
| ◇ Drama Studio | ◇ Restaurant | ◇ Administration Offices; Operations, Accounts, HR, MSO, Government Relations Officer, Exams and Data Team |
| ◇ Music Rooms | ◇ Access to Sports Facilities; Field, Courts, Sprint Track, Cricket Nets, Swimming Pool 3 | |

Key

- | | |
|--------------------------|-----------------------|
| Specialist Facilities | Year 10 Home Corridor |
| Staff Offices | Year 9 Home Corridor |
| Lift Access | |
| Staircase | |
| Restrooms/Changing Rooms | |
| Preparation/Storerooms | |

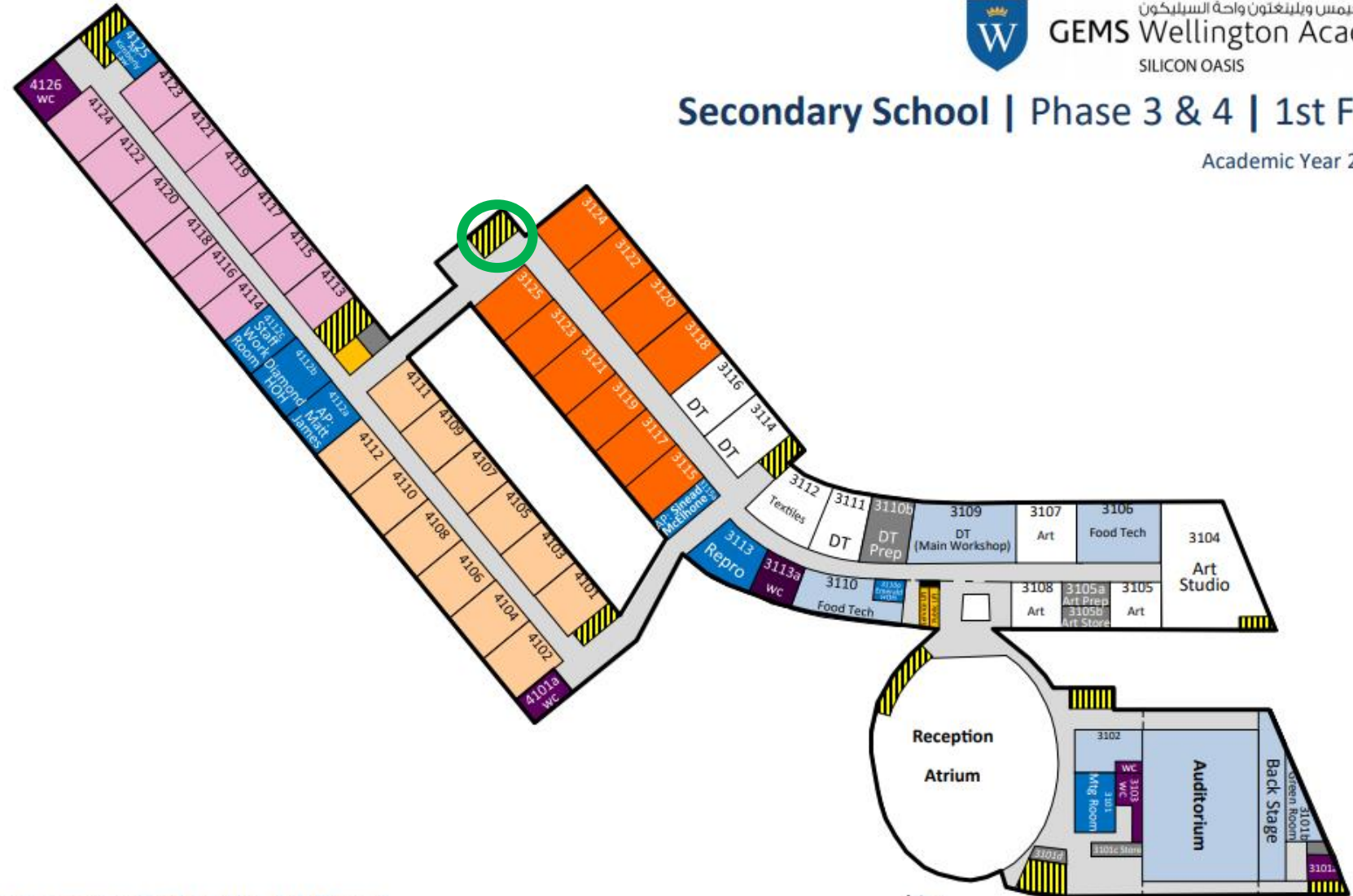
Year 13

- Keep heading up the stair case



Secondary School | Phase 3 & 4 | 1st Floor

Academic Year 2012-21



What can you find on the 1st Floor ?

- | | |
|------------------------------|-----------------|
| ◇ Classrooms; Year 7m 8 & 11 | ◇ Textiles |
| ◇ Design Technology | ◇ Auditorium |
| ◇ Art | ◇ Reprographics |
| ◇ Food Tech | ◇ Meeting Rooms |

Key

- | | |
|--------------------------|-----------------------|
| Specialist Facilities | Year 8 Home Corridor |
| Staff Offices | Year 7 Home Corridor |
| Lift Access | Year 11 Home Corridor |
| Staircase | |
| Restrooms/Changing Rooms | |
| Preparation/Storerooms | |

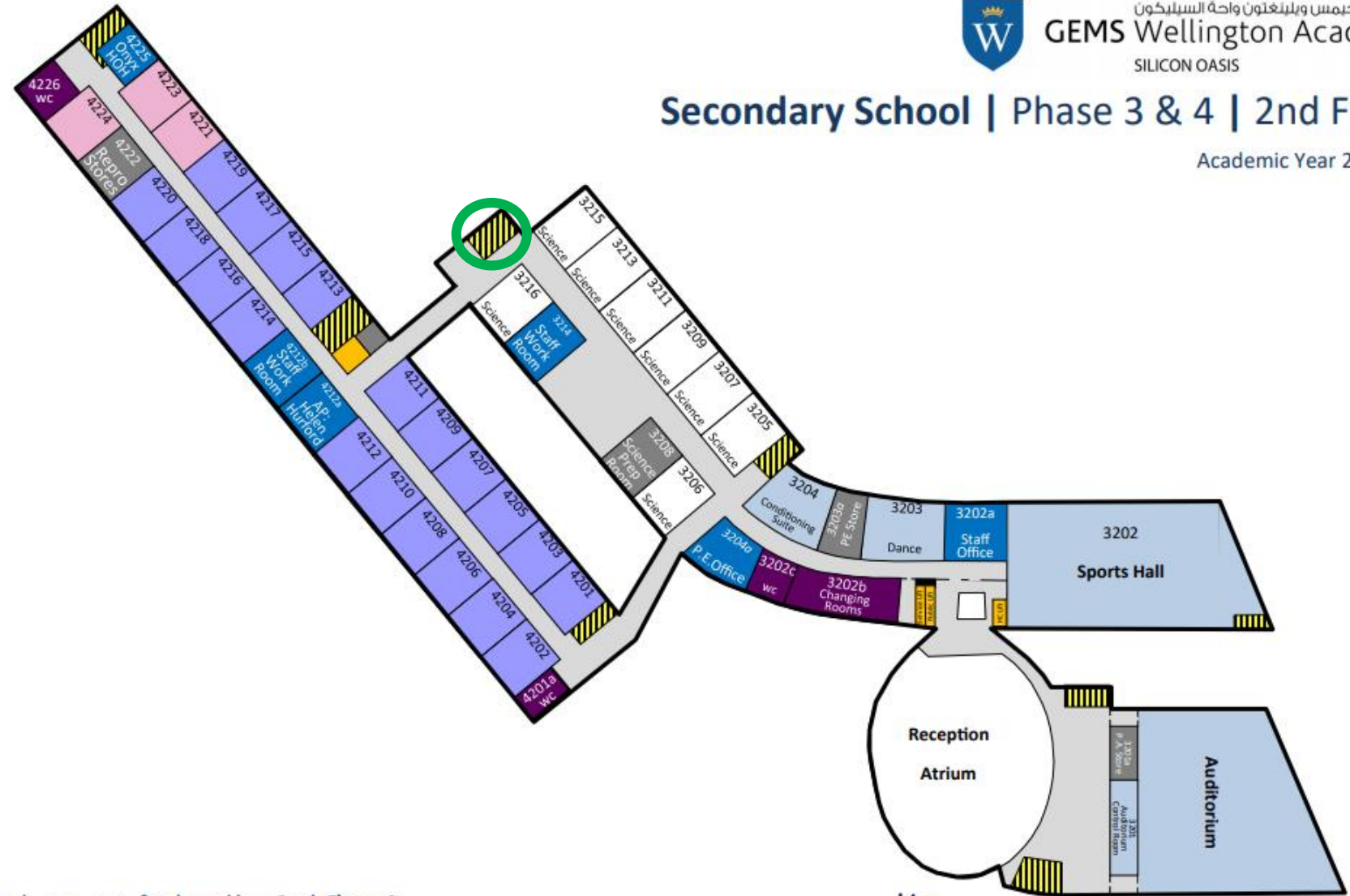
Year 13

- Keep heading up the stair case



Secondary School | Phase 3 & 4 | 2nd Floor

Academic Year 2012-21



What can you find on the 2nd Floor ?

- | | |
|----------------------------|-----------------|
| ◇ Classrooms; Year 11 & 12 | ◇ Sports Hall |
| ◇ Science Labs | ◇ Gym |
| ◇ Science Prep Room | ◇ P.E. Office |
| ◇ Dance Studio | ◇ Meeting Rooms |

Key

- | | |
|--------------------------|-----------------------|
| Specialist Facilities | Year 11 overflow |
| Staff Offices | Year 12 Home Corridor |
| Lift Access | |
| Staircase | |
| Restrooms/Changing Rooms | |
| Preparation/Storerooms | |

Year 13



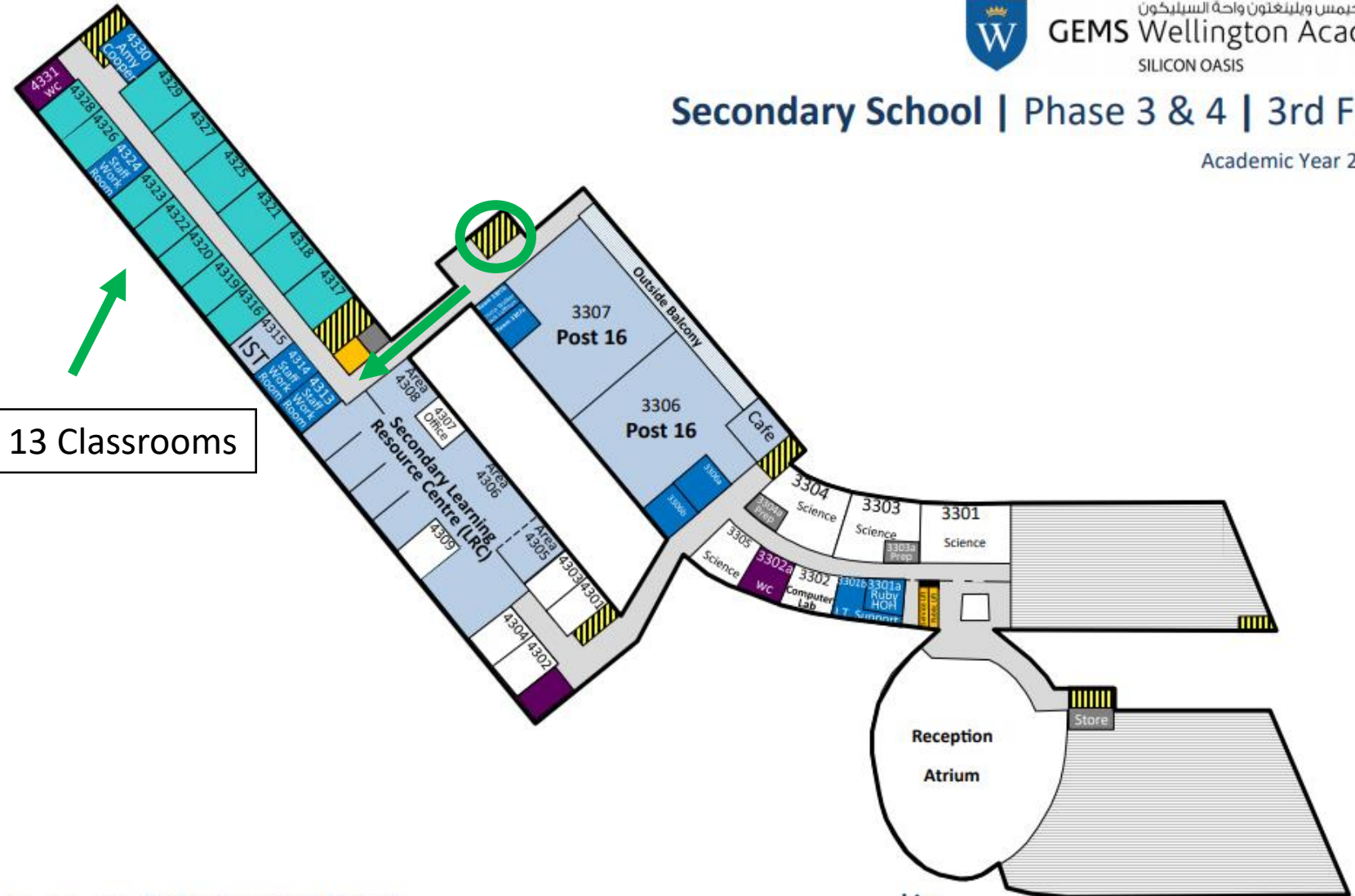
Secondary School | Phase 3 & 4 | 3rd Floor

Academic Year 2012-21

Exit the stair case, turn right and walk across the bridge.

Year 13 classrooms are on the right

Year 13 Classrooms



What can you find on the 3rd Floor ?

- ◇ Classrooms; Year 13
- ◇ Secondary Learning Resource Centre
- ◇ Post 16 Study Rooms
- ◇ Post 16 Study Area and Café
- ◇ Science Labs
- ◇ I.T. Support Centre

Key

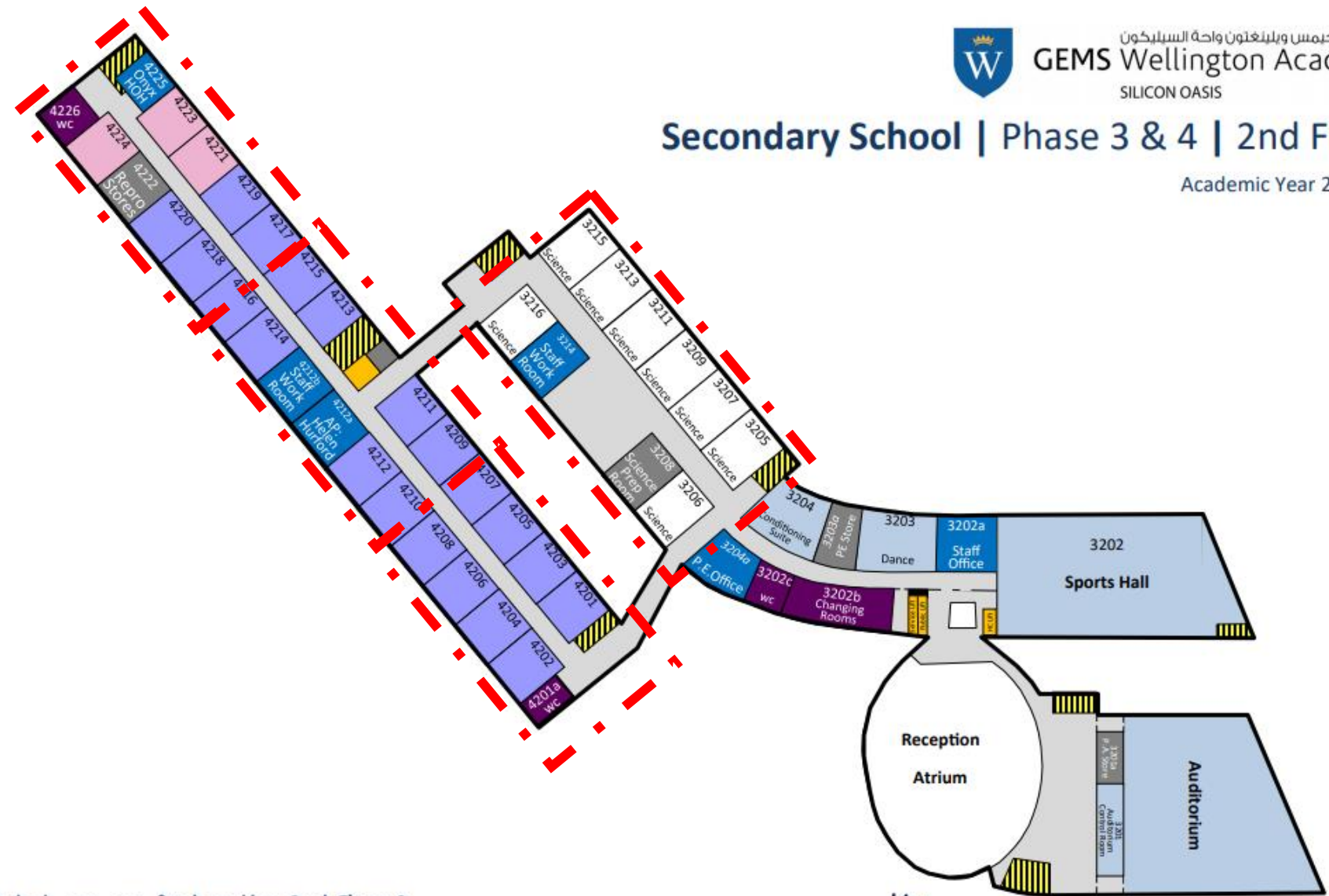
- Specialist Facilities
- Staff Offices
- Lift Access
- Staircase
- Restrooms/Changing Rooms
- Preparation/Storerooms
- Year 13 Home Corridor

Exiting

Students in different areas of the school will exit through different staircases.

This is very important to maintain social distancing.

There are four different exit areas



What can you find on the 2nd Floor ?

- ◇ Classrooms; Year 11 & 12
- ◇ Science Labs
- ◇ Science Prep Room
- ◇ Dance Studio
- ◇ Sports Hall
- ◇ Gym
- ◇ P.E. Office
- ◇ Meeting Rooms

Key

- Specialist Facilities
- Staff Offices
- Lift Access
- Staircase
- Restrooms/Changing Rooms
- Preparation/Storerooms
- Year 11 overflow
- Year 12 Home Corridor

LUNCH TERM 2

CHANGES from Sunday 10th January:

From January 10th, lunch will be split into 2 parts to ensure students are not spending longer than 15 minutes in possible close-proximity (inside or outside) and for years 7-10 to benefit from fresh air & a screen break.

12.45-55 (10 mins)

ALL STUDENTS years 7-13 remain in their p4 classroom to eat lunch.

12.55-1.10 (15 mins)

Years 7-10 ALL STUDENTS to move outside to designated area.

Years 11-13 ALL STUDENTS move either to designated inside classrooms(see table) or outside areas.

	12.45-55 (10 mins)	12.55-1.10 (15 mins)
Year 7	Inside p4 classroom	All year 7 outside
Year 8	Inside p4 classroom	All year 8 outside
Year 9	Inside p4 classroom	All year 9 outside
Year 10	Inside p4 classroom	All year 10 outside
Year 11	Inside p4 classroom	Choice of moving to designated inside classrooms 4118-4124 or outside area
Year 12	Inside p4 classroom	Choice of moving to designated inside classrooms year 12 post 16 area or outside balcony area
Year 13	Inside p4 classroom	Choice of moving to designated inside classrooms year 13 post 16 area or outside balcony area

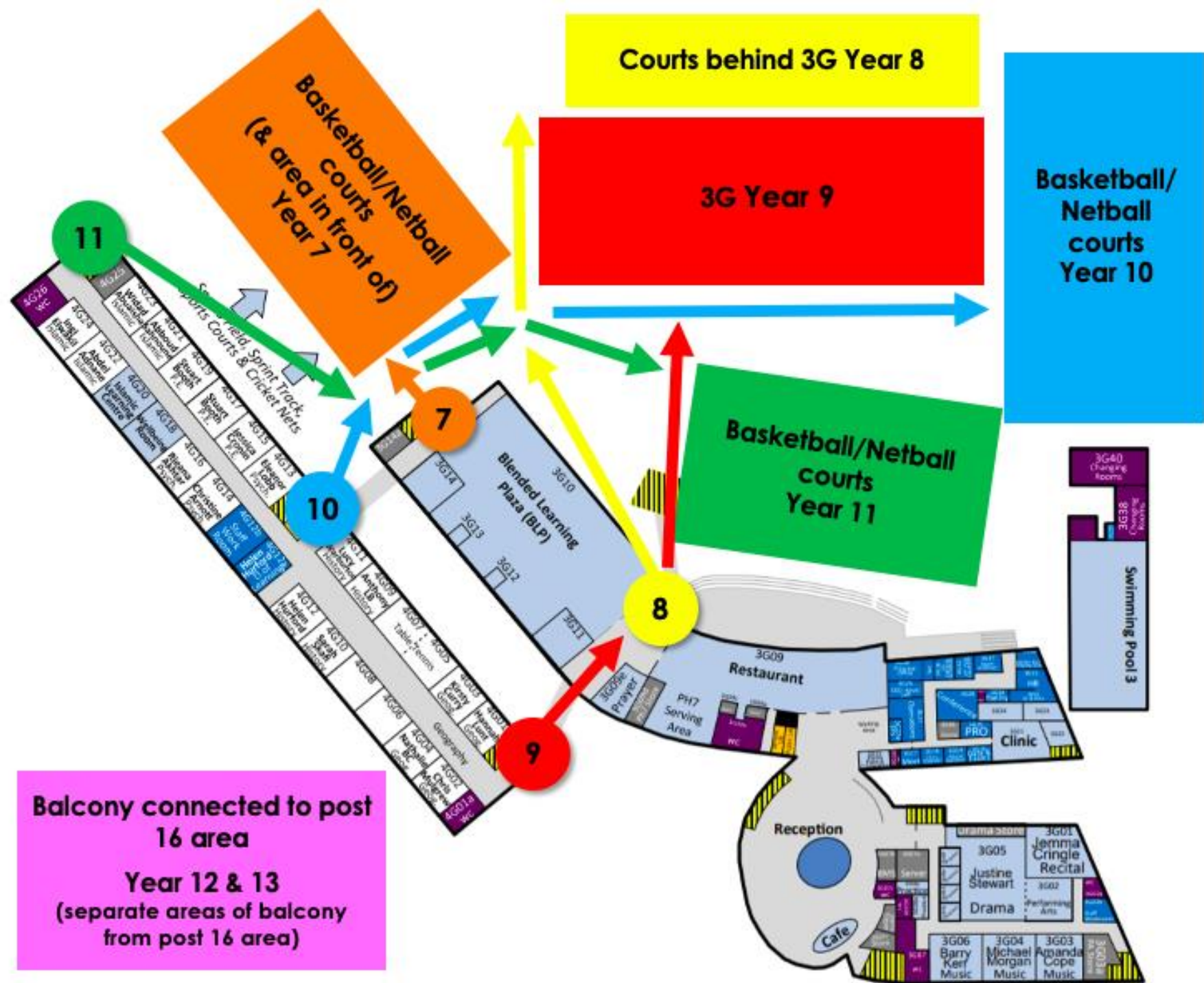


Remember to bring in plenty of water or ask a teacher before you go outside if you run out!

This diagram shows the student entry and exit points into and out of the school building, as well as student year group designated areas outside.

Students **MUST** use their assigned door to exit and enter the building. Students **MUST** stay in their allocated year group area for the duration of lunch.

LUNCH time ONLY, break inside





Social distancing rules still apply...

Use bins provided!

Masks must still be worn unless eating or drinking...



Sorry, at this stage, no balls games...

What to do if...

You change your mind about sending your child in every day

We would like students to have a routine of either attending or staying at home every day. This makes planning and providing a safe environment easier, but we know that situations and specific circumstances change. Please contact your child's head of house and form tutor about changes to their attendance pattern.

My child usually gets the bus on a Thursday but I am picking them up early

Tell your child's form tutor who will record this so that we know the whereabouts of all children

Your child has any symptoms when they wake up on a morning

Stay at home and alert the school

Your child has come into contact with a confirmed positive case

Alert the school and isolate based on the guidance you will receive at that time

A member of your family goes for a test and is awaiting the results

Your child can still come in to school until they are a contact of a confirmed positive case. However, you may want to be cautious and keep them off while waiting

What to do if...

Your child is arriving late to school

They should get their temperature taken by security and go to reception to sign in

Your child forgets an item such as lunch or school equipment

Items can be deposited with security for collection by the child. They cannot be brought onsite by parents

You need to collect your child for an appointment

They can leave by signing out and being collected from security by you, but they cannot return that day

My child has been coming in every day to access inclusion support, will this continue?

They will now go to all lessons as normal, being given the support they need through lessons and any relevant intervention where they may be taken to inclusion, but they won't be spending entire days there.

Questions and concerns

Please raise any questions you have following this session with either of the Vice Principals

For questions about pastoral issues, child welfare and teaching & learning:

Ms Aschettino: d.Aschettino_wso@gemsedu.com

For questions about the logistical changes to the school, timetables and assessments:

Mr Curry: r.curry1_wso@gemsedu.com

For other questions and problems then please contact your child's tutor and Head of House as usual.